



# CINCON ELECTRONICS

AC-DC POWER SUPPLIES



**POWERING  
YOUR IDEAS**



# Featured Power Supplies



## Home Healthcare Adapter 18W - 220W

Series	Output Power	Input Voltage (VAC)	Output Voltage (VDC)	Eff.	Key Feature	Package / Dimension (inch)
TR18RDM <b>NEW</b>	18W	80-264V	5V, 9V, 12V, 15V, 18V, 24V	Up to 87%	2MOPP Altitude 5000m EN60601-1-11 Meets EN60335-1 Class II	3.165x1.693x1.453
TR30RDM	30W			Up to 88%		3.807x2.283x1.703
TR36M	36W		5V, 9V, 12V, 13.5V, 15V, 18V, 24V, 36V, 48V	Up to 89%		3.937x1.771x0.886
TR70M	70W		12V, 15V, 18V, 24V, 36V, 48V	Up to 91%	2MOPP Altitude 5000m EN60601-1-11 Meets EN60335-1 Class II & Class I	4.724x2.047x1.220
TR160M <b>NEW</b>	160W		12V, 24V, 36V, 48V	Up to 93%		5.906x2.756x1.496
TR220M <b>NEW</b>	220W		12V, 24V, 36V, 48V, 56V			7.087x2.953x1.752

## IOT Power 6W & 12W

Series	Output Power	Input Voltage (VAC)	Output Voltage (VDC)	Eff.	Key Feature	Package / Dimension (inch)
CFM06S	6W	90-264V	3.3V, 5V, 9V, 12V, 15V, 24V	Up to 83%	Altitude 5000m Meets EN60335-1 Class II	1.555x0.764x0.720 (PCB-mount) 1.618x0.827x0.787 (Encapsulated) 1.950x0.728x0.689 (Wafer)
	CFM12S		12W	5V, 9V, 12V, 15V, 24V	Up to 87%	Altitude 5000m EN60335-1 Approval Class II





## Peak Load Power 25W - 80W

Series	Output Power	Input Voltage (VAC)	Output Voltage (VDC)	Eff.	Key Feature	Package / Dimension (inch)
CFM25S	25W	90-264V	5V, 12V, 15V, 24V, 36V, 48V	Up to 87%	2 Times Peak Load Altitude 5000m EN60335-1 Approval Class II	2.000x1.100x0.980 (PCB-mount) 2.091x1.193x0.976 (Encapsulated) 2.776x1.100x0.906 (Wafer)
CFM41S	40W			Up to 90%	2 Times Peak Load Altitude 5000m Meets EN60335-1 Class II	2.000x2.000x1.01 (PCB-mount) 2.14x2.14x1.035 (Encapsulated) 2.70x2.00x0.941 (Wafer)
CFM61S	60W			Up to 90%	2 Times Peak Load Altitude 5000m Class II	2.000x2.000x1.346 (PCB-mount) 2.136x2.136x1.409 (Encapsulated) 2.700x2.000x1.291 (Wafer)
CFM81S <b>NEW</b>	80W		12V, 15V, 24V, 48V	Up to 91%	2 Times Peak Load Altitude 5000m EN60335-1 Approval Class I & Class II	3.000x2.000x1.339 (Wafer) 3.200x2.441x1.575 (Cover)

## Baseplate-cooled 130W - 500W

Series		Output Power	Input Voltage (VAC)	Output Voltage (VDC)	Eff.	Key Feature	Package / Dimension (inch)
	CFM130S <b>NEW</b>	130W	80-264V	12V, 24V, 36V, 48V	Up to 94%	Altitude 5000m EN60335-1 Approval Class I & Class II	3.000x2.000x1.20 (Open-frame) 3.598x2.000x1.299 (Baseplate) 3.598x2.520x1.358 (Cover)
	CFM130M					2MOPP Altitude 5000m Meets EN60335-1 Class I & Class II	3.000x2.000x1.20 (Open-frame) 3.598x2.000x1.299 (Baseplate) 3.598x2.520x1.358 (Cover)
	CFM150S	150W	90-264V	12V, 24V, 28V, 36V, 48V		Altitude 5000m Meets EN60335-1 Class I & Class II	4.00x2.00x1.283 (Open-frame) 4.598x2.00x1.362 (Baseplate)
	CFM202S <b>NEW</b>	200W		12V, 24V, 28V, 36V, 48V, 56V	Up to 93%	Altitude 5000m EN60335-1 Approval Class I & Class II	4.00x2.00x1.311 (Baseplate) 4.598x2.520x1.358 (Cover)
	CFM200M		12V, 24V, 48V	Up to 93.5%	2MOPP Class I & Class II	4.000x2.000x1.480 (Baseplate) 4.606x2.441x1.594 (Cover)	
	CFM260S <b>NEW</b>	260W	85-264V	12V, 24V, 36V, 48V	Up to 94%	Altitude 5000m Meets EN60335-1 Class I	4.000x2.000x1.323 (Open-frame) 4.598x2.000x1.520 (Baseplate) 4.598x2.520x1.594 (Cover)
	CFM300S	300W	90-264V				2MOPP Class I
	CFM300M						
	CFM400S <b>NEW</b>	400W	80-264V	12V, 18V, 24V, 36V, 48V	Up to 94%	2MOPP Altitude 5000m Meets EN60335-1 Class I	5.000x3.000x1.540 (Baseplate) 5.354x3.425x1.673 (Cover)
	CFM500S <b>NEW</b>	500W					
	CFM500M <b>NEW</b>	500W					

## Brick Type 70W & 100W & 700W & 750W

Series		Output Power	Input Voltage (VAC)	Output Voltage (VDC)	Eff.	Key Feature	Package / Dimension (inch)
	CBM70S <b>NEW</b>	70W	90-264V	12V, 24V, 36V, 48V	Up to 89.5%	Low Profile Wide Operating Temp. Built-in EMI Filter & Capacitor Class I	2.28x2.40x0.67
	CBM101S <b>NEW</b>	100W		12V, 24V, 28V, 36V, 48V	Up to 92%		4.60x2.40x0.67
	PDF700S <b>NEW</b>	700W		12V, 24V, 28V, 48V, 56V	Up to 90.5%	Low Profile & Compact Size Wide Operating Temp. Class I	4.60x2.40x0.50
	PFC750 <b>NEW</b>	750W	85-264V	390V	Up to 96.5%	Low Profile Active PFC	2.28x2.40x0.50







# Medical



IEC/EN/UL 60601-1 Edition 3.1, IEC/EN/UL 60601-2 4th Edition



## Wall-mount Adapter 15W & 18W & 30W

Interchangeable Plug (Class II)




Series		Output Power	Input Voltage (VAC)	Output Voltage (VDC)	Eff.	Key Feature	Package / Dimension (inch)
	TR15RAM	15W	90-264V	5V, 12V, 15V, 24V	Up to 82%	2MOPP	3.173x1.885x1.704
	TR18RDM <b>NEW</b>	18W	80-264V	5V, 9V, 12V, 15V, 18V, 24V	Up to 87%	2MOPP Altitude 5000m EN60601-1-11 Meets EN60335-1	3.165x1.693x1.453
	TR30RAM	30W	90-264V				
	TR30RDM		80-264V	Up to 88%	2MOPP Altitude 5000m EN60601-1-11 Meets EN60335-1	3.807x2.283x1.703	

## Desktop Adapter 36W - 200W

Class II


Series		Output Power	Input Voltage (VAC)	Output Voltage (VDC)	Eff.	Key Feature	Package / Dimension (inch)
	TR36M	36W	80-264V	5V, 9V, 12V, 13.5V, 15V, 18V, 24V, 36V, 48V	Up to 89%	2MOPP Altitude 5000m EN60601-1-11 Meets EN60335-1	3.937x1.771x0.886
	TR60M	60W	90-264V	5V, 12V, 15V, 18V, 19V, 24V, 36V, 48V	Up to 88%	2MOPP	5.197x2.283x1.201
	TR100M	100W		12V, 15V, 18V, 20V, 24V, 48V	Up to 89%		5.591x2.283x1.457

Class I & Class II




Series		Output Power	Input Voltage (VAC)	Output Voltage (VDC)	Eff.	Key Feature	Package / Dimension (inch)
	TR70M	70W	80-264V	12V, 15V, 18V, 24V, 36V, 48V	Up to 91%	2MOPP Altitude 5000m EN60601-1-11 Meets EN60335-1	4.724x2.047x1.220
	TR160M <b>NEW</b>	160W		12V, 24V, 36V, 48V	Up to 93%		5.906x2.756x1.496
	TR220M <b>NEW</b>	220W		12V, 24V, 36V, 48V, 56V			7.087x2.953x1.752

## Open-frame 20W - 500W





On-board (Class II)

Series		Output Power	Input Voltage (VAC)	Output Voltage (VDC)	Eff.	Key Feature	Package / Dimension (inch)
	CFM21	20W	90-264V	3.3V, 5V, 9V, 12V, 15V, 24V	Up to 85%	2MOPP Low Profile	2.38x1.60x0.80 (PCB-mount) 3.00x1.60x0.77 (Wafer) 2.53x1.74x0.80 (Encapsulated) 3.00x1.60x0.77 (Screw Terminal)
	CFM21M			5V, 9V, 12V, 15V, 24V	Up to 86%	2MOPP Low Profile Altitude 5000m	







### Connector (Class I)

Series		Output Power	Input Voltage (VAC)	Output Voltage (VDC)	Eff.	Key Feature	Package / Dimension (inch)
	CFM40M	40W	90-264V	3.3V, 5V, 9V, 12V, 15V, 24V, 30V, 36V, 48V	Up to 88%	2MOPP Meets EN60335-1	3.000x2.000x0.948 (PCB-mount) 3.000x2.000x0.909 (Wafer) 3.200x2.441x1.260 (Cover)
	CFM60M	60W		5V, 12V, 15V, 24V, 48V	Up to 90%		4.000x2.000x1.100 (Wafer) 4.606x2.441x1.575 (Cover)
	CFM100M	100W		5V, 7.5V, 9V, 12V, 15V, 18V, 24V, 28V, 36V, 48V	Up to 92%	2MOPP	5.000x3.000x1.050 (Wafer)
	CFM150M	150W		12V, 24V, 36V, 48V	Up to 93%		

### Baseplate-cooled (Class I & Class II / Class I)

Series		Output Power	Input Voltage (VAC)	Output Voltage (VDC)	Eff.	Key Feature	Package / Dimension (inch)
	CFM130M	130W	80-264V	12V, 24V, 36V, 48V	Up to 94%	2MOPP Altitude 5000m Meets EN60335-1 Class I & Class II	3.000x2.000x1.20 (Open-frame) 3.598x2.000x1.299 (Baseplate) 3.598x2.520x1.358 (Cover)
	CFM200M	200W	90-264V	12V, 24V, 48V	Up to 93.5%	2MOPP Class I & Class II	4.000x2.000x1.480 (Baseplate) 4.606x2.441x1.594 (Cover)
	CFM300M	300W		12V, 24V, 36V, 48V	Up to 94%	2MOPP Class I	5.000x3.000x1.421 (Baseplate) 5.355x3.425x1.591 (Cover)
	CFM500M <span style="color: blue; font-weight: bold;">NEW</span>	500W	80-264V	12V, 18V, 24V, 36V, 48V	Up to 94.5%	2MOPP Altitude 5000m Meets EN60335-1 Class I	5.000x3.000x1.540 (Baseplate) 5.354x3.425x1.673 (Cover)

### Enclosed (Class I & Class II / Class I)

Series		Output Power	Input Voltage (VAC)	Output Voltage (VDC)	Eff.	Key Feature	Package / Dimension (inch)
	CFM40M	40W	90-264V	3.3V, 5V, 9V, 12V, 15V, 24V, 30V, 36V, 48V	Up to 88%	2MOPP Meets EN60335-1 Class I	3.000x2.000x0.948 (PCB-mount) 3.000x2.000x0.909 (Wafer) 3.200x2.441x1.260 (Cover)
	CFM60M	60W		5V, 12V, 15V, 24V, 48V	Up to 90%	2MOPP Class I	4.000x2.000x1.100 (Wafer) 4.606x2.441x1.575 (Cover)
	CFM130M	130W	80-264V	12V, 24V, 36V, 48V	Up to 94%	2MOPP Altitude 5000m Meets EN60335-1 Class I & Class II	3.000x2.000x1.20 (Open-frame) 3.598x2.000x1.299 (Baseplate) 3.598x2.520x1.358 (Cover)
	CFM200M	200W	90-264V	12V, 24V, 48V	Up to 93.5%	2MOPP Class I & Class II	4.000x2.000x1.480 (Baseplate) 4.606x2.441x1.594 (Cover)
	CFM300M	300W		12V, 24V, 36V, 48V	Up to 94%	2MOPP Class I	5.000x3.000x1.421 (Baseplate) 5.355x3.425x1.591 (Cover)
	CFM500M <span style="color: blue; font-weight: bold;">NEW</span>	500W	80-264V	12V, 18V, 24V, 36V, 48V	Up to 94.5%	2MOPP Altitude 5000m Meets EN60335-1 Class I	5.000x3.000x1.540 (Baseplate) 5.354x3.425x1.673 (Cover)

# Industrial



## Wall-mount Adapter 6W - 30W

Fixed Plug (Class II)

CB IEC/EN/UL 62368-1

Series	Output Power	Input Voltage (VAC)	Output Voltage (VDC)	Eff.	Key Feature	Package / Dimension (inch)
TRE06	6W	90-264V	5V, 9V, 12V, 15V	Up to 81%	Cost Effective	2.047x1.417x0.992
TRE15	15W		5V, 9V, 12V, 15V, 24V	Up to 86%	Cost Effective Altitude 5000m	2.795x1.906x1.299
TRG15			5V, 6V, 7.5V, 9V, 12V, 13.6V, 15V, 18V, 24V		Altitude 5000m	2.835x2.047x1.378
TRE25	25W		5V, 9V, 12V, 15V, 18V, 24V	Up to 87%	Cost Effective	2.795x1.906x1.299

## Interchangeable Plug (Class II)

Series	Output Power	Input Voltage (VAC)	Output Voltage (VDC)	Eff.	Key Feature	Package / Dimension (inch)
TRG10R	10W	90-264V	5V, 5.9V, 6V, 7.5V, 9V, 12V, 13.6V, 15V, 18V, 24V	Up to 84%	LEVEL VI Efficiency	2.858x1.823x1.402
TRE15R	15W		5V, 9V, 12V, 15V, 24V	Up to 86%	Cost Effective Altitude 5000m	2.795x2.220x1.299 2.835x2.244x1.299
TRE15RD						
TRE25R	25W		5V, 9V, 12V, 15V, 18V, 24V	Up to 88%	Cost Effective Altitude 5000m	4.243x2.267x1.319 4.278x2.440x1.445
TRE25RD						
TRG30RV	30W		5V, 9V, 12V, 15V, 18V, 24V	Up to 88%	Cost Effective Altitude 5000m	4.243x2.267x1.319 4.278x2.440x1.445
TRG30RAV						

## Desktop Adapter 36W - 220W

Class I

Series	Output Power	Input Voltage (VAC)	Output Voltage (VDC)	Eff.	Key Feature	Package / Dimension (inch)
	TRH50A	50W	90-264V	Up to 89%	Altitude 5000m	4.724x2.047x1.220
	TRH70A	70W				5.591x2.283x1.457
	TRH100A	100W				
	TRH160A	160W	80-264V	Up to 93%	Altitude 5000m Meets EN60335-1	5.906x2.756x1.497
	TRH220A	220W	80-264V	Up to 94%	Altitude 5000m Meets EN60335-1	7.087x2.953x1.752

## Class II











Series	Output Power	Input Voltage (VAC)	Output Voltage (VDC)	Eff.	Key Feature	Package / Dimension (inch)
TRE36	36W	90-264V	5V, 9V, 12V, 13.5V, 15V, 18V, 24V, 36V, 48V	Up to 89%	Altitude 5000m Meets EN60335-1	3.937x1.771x0.886
TRG36A			5V, 9V, 12V, 13.5V, 15V, 18V, 24V, 48V		LEVEL VI Efficiency	4.370x2.008x0.886

## Open-frame 6W - 500W








On-board (Class II)

Series	Output Power	Input Voltage (VAC)	Output Voltage (VDC)	Eff.	Key Feature	Package / Dimension (inch)
CFM06S	6W	90-264V	3.3V, 5V, 9V, 12V, 15V, 24V	Up to 83%	Altitude 5000m Meets EN60335-1	1.555x0.764x0.720 (PCB-mount) 1.618x0.827x0.787 (Encapsulated) 1.950x0.728x0.689 (Wafer)
CFM10	10W	85-264V		Up to 77%	Low Profile	2.599x1.772x0.906 (PCB-mount)
CFM12S	12W	90-264V	5V, 9V, 12V, 15V, 24V	Up to 87%	Altitude 5000m EN60335-1 Approval	1.500x1.000x0.764 (PCB-mount) 1.600x1.1x0.772 (Encapsulated) 2.150x1.000x0.681 (Wafer)
CFM15	15W	85-264V	3.3V, 5V, 9V, 12V, 15V, 24V	Up to 83%	Low Profile	2.752x1.890x0.906 (PCB-mount)
CFM20S	20W	90-264V	5V, 12V, 15V, 24V, 48V	Up to 87%	Altitude 5000m Meets EN60335-1	2.380x1.300x0.900 (PCB-mount) 2.482x1.398x0.921 (Encapsulated) 3.000x1.300x0.831 (Wafer)
CFM25S	25W	90-264V	5V, 12V, 15V, 24V, 36V, 48V		2 Times Peak Load Altitude 5000m EN60335-1 Approval	2.000x1.100x0.980 (PCB-mount) 2.091x1.193x0.976 (Encapsulated) 2.776x1.100x0.906 (Wafer)
CFM41S	40W			2 Times Peak Load Altitude 5000m Meets EN60335-1	2.000x2.000x1.01 (PCB-mount) 2.14x2.14x1.035 (Encapsulated) 2.70x2.00x0.941 (Wafer)	
CFM61S	60W	90-264V	5V, 12V, 15V, 24V, 36V, 48V	Up to 90%	2 Times Peak Load Altitude 5000m	2.000x2.000x1.346 (PCB-mount) 2.136x2.136x1.409 (Encapsulated) 2.700x2.000x1.291 (Wafer)

## Connector (Class I)





Series	Output Power	Input Voltage (VAC)	Output Voltage (VDC)	Eff.	Key Feature	Package / Dimension (inch)
 CFM20	20W	85-264V	3.3V, 5V, 9V, 12V, 15V, 24V	Up to 81%	Low Profile	3.501x2.000x1.000 (PCB-mount) 3.501x2.000x0.906 (Wafer)
 CFM40S	40W	90-264V	3.3V, 5V, 9V, 12V, 15V, 24V, 30V, 36V, 48V	Up to 87%	High Peak Load	4.000x2.000x1.275 (PCB-mount) 4.000x2.000x1.200 (Wafer) 4.606x2.441x1.575 (Cover)
 CFM40D/T			3.3V/5V/-12V, 5V/12V, 5V/12V/-12V, 5V/12V/-5V, 5V/15V/-15V, 5V/24V, 5V/24V/-12V, 5V/24V/-5V, 5V/24V/12V	Up to 81%	Dual/Triple Outputs	4.000x2.000x1.200 (Wafer) 4.606x2.441x1.575 (Cover)
 CFM50S <b>NEW</b>	50W	90-264V	5V, 12V, 15V, 24V, 36V, 48V	Up to 89%	Altitude 5000m Meets EN60335-1 Class I & Class II	3.000x2.000x1.067 (Wafer) 3.000x2.000x1.142 (PCB-mount) 3.598x2.520x1.358 (Cover)
 CFM60S	60W		3.3V, 5V, 9V, 12V, 15V, 24V, 30V, 36V, 48V	Up to 87%	High Peak Load	4.000x2.000x1.275 (PCB-mount) 4.000x2.000x1.200 (Wafer) 4.606x2.441x1.575 (Cover)
 CFM60T		3.3V/5V/-12V, 5V/12V/-12V, 5V/15V/-15V, 5V/24V/-12V	Up to 83%	Triple Outputs	4.000x2.000x1.260 (Wafer)	
 CFM70S <b>NEW</b>	70W	90-264V	5V, 12V, 15V, 24V, 36V, 48V	Up to 91%	Altitude 5000m Meets EN60335-1 Class I & Class II	3.000x2.000x1.067 (Wafer) 3.000x2.000x1.142 (PCB-mount) 3.598x2.520x1.358 (Cover)
 CFM80S	80W		5V, 12V, 15V, 24V, 48V	Up to 90%	EN61000-3-2 Class A	4.000x2.000x1.142 (PCB-mount) 4.000x2.000x1.07 (Wafer)
 CFM81S <b>NEW</b>		12V, 15V, 24V, 48V	Up to 91%	2 Times Peak Load Altitude 5000m EN60335-1 Approval Class I & Class II	3.000x2.000x1.339 (Wafer) 3.200x2.441x1.575 (Cover)	
 CFM130S <b>NEW</b>	130W	80-264V	12V, 24V, 36V, 48V	Up to 94%	Altitude 5000m EN60335-1 Approval Class I & Class II	3.000x2.000x1.20 (Open-frame) 3.598x2.000x1.299 (Baseplate) 3.598x2.520x1.358 (Cover)

## Baseplated-cooled (Class I & Class II / Class I)

Series	Output Power	Input Voltage (VAC)	Output Voltage (VDC)	Eff.	Key Feature	Package / Dimension (inch)
 CFM130S <b>NEW</b>	130W	80-264V	12V, 24V, 36V, 48V	Up to 94%	Altitude 5000m EN60335-1 Approval Class I & Class II	3.000x2.000x1.20 (Open-frame) 3.598x2.000x1.299 (Baseplate) 3.598x2.520x1.358 (Cover)
 CFM150S	150W	90~264V	12V, 24V, 28V, 36V, 48V		Altitude 5000m Meets EN60335-1 Class I & Class II	4.00x2.00x1.283 (Open-frame) 4.598x2.00x1.362 (Baseplate)
 CFM202S <b>NEW</b>	200W		12V, 24V, 28V, 36V, 48V, 56V	Up to 93%	Altitude 5000m EN60335-1 Approval Class I & Class II	4.00x2.00x1.311 (Baseplate) 4.598x2.520x1.358 (Cover)
 CFM260S <b>NEW</b>	260W	85-264V	12V, 24V, 36V, 48V	Up to 93.5%	Altitude 5000m Meets EN60335-1 Class I	4.000x2.000x1.414 (Open-frame) 4.598x2.000x1.520 (Baseplate) 4.598x2.520x1.594 (Cover)
 CFM300S	300W	90-264V		Up to 94%		5.000x3.000x1.421 (Baseplate) 5.355x3.425x1.591 (Cover)
 CFM400S <b>NEW</b>	400W	80-264V	12V, 18V, 24V, 36V, 48V	Up to 94%		5.000x3.000x1.540 (Baseplate) 5.354x3.425x1.673 (Cover)
 CFM500S <b>NEW</b>	500W			Up to 94.5%		





## Encapsulated 6W - 750W

### On-board (Class II)










Series	Output Power	Input Voltage (VAC)	Output Voltage (VDC)	Eff.	Key Feature	Package / Dimension (inch)
	CFM06S	6W	3.3V, 5V, 9V, 12V, 15V, 24V	Up to 83%	Altitude 5000m Meets EN60335-1	1.555x0.764x0.720 (PCB-mount) 1.618x0.827x0.787 (Encapsulated) 1.950x0.728x0.689 (Wafer)
	CFM12S	12W				5V, 9V, 12V, 15V, 24V
	CFM20S <b>NEW</b>	20W	90-264V	Up to 87%	Altitude 5000m Meets EN60335-1	2.380x1.300x0.900 (PCB-mount) 2.482x1.398x0.921 (Encapsulated) 3.000x1.300x0.831 (Wafer)
	CFM25S	25W				2 Times Peak Load Altitude 5000m EN60335-1 Approval
	CFM41S	40W	90-264V	Up to 90%	2 Times Peak Load Altitude 5000m Meets EN60335-1	2.000x2.000x1.01 (PCB-mount) 2.14x2.14x1.035 (Encapsulated) 2.70x2.00x0.941 (Wafer)
	CFM61S	60W				2 Times Peak Load Altitude 5000m





## Brick Type (Class I)

Series	Output Power	Input Voltage (VAC)	Output Voltage (VDC)	Eff.	Key Feature	Package / Dimension (inch)
 CBM70S	70W	90-264V	12V, 24V, 36V, 48V	Up to 89.5%	Low Profile Wide Operating Temp. Built-in EMI Filter & Capacitor	2.28x2.40x0.67
 CBM101S <b>NEW</b>	100W		12V, 24V, 28V, 36V, 48V	Up to 92%		4.60x2.40x0.67
 PDF700S <b>NEW</b>	700W		12V, 24V, 28V, 48V, 56V	Up to 90.5%	Low Profile Compact Size Wide Operating Temp. Class I	4.60x2.40x0.50
 PFC750 <b>NEW</b>	750W	85-264V	390V	Up to 96.5%	Low Profile Active PFC	2.28x2.40x0.50

## Enclosed & Din-rail 40W - 500W Connector (Class I)

Series	Output Power	Input Voltage (VAC)	Output Voltage (VDC)	Eff.	Key Feature	Package / Dimension (inch)
 CFM40S	40W	90-264V	3.3V, 5V, 9V, 12V, 15V, 24V, 30V, 36V, 48V	Up to 87%	High Peak Load	4.000x2.000x1.275 (PCB-mount) 4.000x2.000x1.200 (Wafer) 4.606x2.441x1.575 (Cover)
 CFM60S	60W					
 CFM81S <b>NEW</b>	80W	80-264V	12V, 15V, 24V, 48V	Up to 91%	2 Times Peak Load Altitude 5000m EN60335-1 Approval Class I & Class II	3.000x2.000x1.339 (Wafer) 3.200x2.441x1.575 (Cover)
 CFM130S <b>NEW</b>	130W					
 CFM202S <b>NEW</b>	200W	90-264V	12V, 24V, 28V, 36V, 48V, 56V	Up to 93%	Altitude 5000m EN60335-1 Approval Class I & Class II	4.00x2.00x1.311 (Baseplate) 4.598x2.520x1.358 (Cover)
 CFM260S <b>NEW</b>	260W	85-264V	12V, 24V, 36V, 48V	Up to 93.5%		
 CFM300S	300W	90-264V			12V, 18V, 24V, 36V, 48V	Up to 94%
 CFM400S <b>NEW</b>	400W	80-264V				
 CFM500S <b>NEW</b>	500W		Up to 94.5%	Altitude 5000m Meets EN60335-1 Class I		

## Din-rail (Class I)

Series	Output Power	Input Voltage (VAC)	Output Voltage (VDC)	Eff.	Key Feature	Package / Dimension (inch)
 CFM40C	40W	90-264V	3.3V, 5V, 9V, 12V, 15V, 24V, 30V, 36V, 48V	Up to 90%	EN55032 Class B	5.433x2.323x1.894
 CFM60C	60W					

### Cincon Taiwan (Headquarters)

14F, No. 306, Section 4, Hsin Yi Rd., Taipei, Taiwan

Tel (886-2) 2708-6210

Fax (886-2) 2702-9852

E-mail sales@cincon.com.tw

### Cincon North America

1655 Mesa Verde Ave, Ste 180 Ventura, CA 93003 USA

Tel (805) 639-3350

Fax (805) 639-4101

E-mail info@cincon.com



POWERING YOUR IDEAS

